


WIRE WOUND CERAMIC CHIP INDUCTORS / WHI TYPE

FEATURES

- ◆ Their ceramic construction delivers the highest possible SRF's and Q value.
- ◆ These ultra-compact inductors provided exceptional Q values, even at high.
- ◆ The non-magnetic coil form also assures the utmost in thermal stability, predictability and batch consistency.




APPLICATIONS

- ◆ Cellular phone, GPS receiver, Base Station, Repeater , Wireless LAN/Mouse/Keyboard/earphone, remote control, security system and other RF modules.

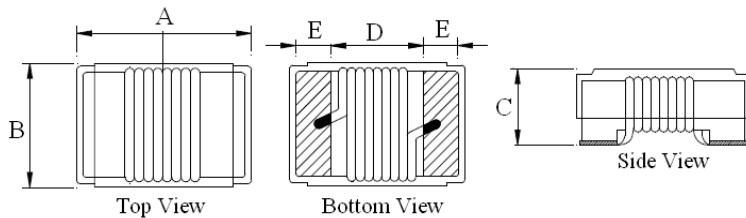
ORDERING CODE

WHI 0402- 82N □-N



Note: lead-free
Tolerance (G:±2%, J:±5%, K:±10%)
Inductance
Dimension
Product Symbol

DIMENSIONS (UNIT: mm)



A	1.19 (MAX)	m/m
B	0.64 (MAX)	m/m
C	0.66 (MAX)	m/m
D	0.56 (REF)	m/m
E	0.23 (REF)	m/m

CORE MASTER ENTERPRISE CO., LTD.

<http://www.coremaster.com.tw>



WIRE WOUND CERAMIC CHIP INDUCTORS / WHI TYPE

ELECTRICAL CHARACTERISTICS FOR WHI 0402

	Inductance (nH) @250MHz	Q Min	SRF (GHz) Min	DC Resistance (Ω) Max	Rated Current (mA) Max
WHI 0402-1N0 □-N	1.0	16	12.70	0.045	1360
WHI 0402-1N2 □-N	1.2	16	12.90	0.090	740
WHI 0402-1N8 □-N	1.8	16	12.00	0.070	1040
WHI 0402-1N9 □-N	1.9	16	11.30	0.070	1040
WHI 0402-2N0 □-N	2.0	16	11.10	0.070	1040
WHI 0402-2N2 □-N	2.2	19	10.80	0.070	960
WHI 0402-2N4 □-N	2.4	15	10.50	0.068	790
WHI 0402-2N7 □-N	2.7	16	10.40	0.120	640
WHI 0402-3N3 □-N	3.3	19	7.00	0.066	840
WHI 0402-3N6 □-N	3.6	19	6.80	0.066	840
WHI 0402-3N9 □-N	3.9	19	6.00	0.066	840
WHI 0402-4N3 □-N	4.3	18	6.00	0.091	700
WHI 0402-4N7 □-N	4.7	15	4.70	0.130	640
WHI 0402-5N1 □-N	5.1	20	4.80	0.083	800
WHI 0402-5N6 □-N	5.6	20	4.80	0.083	760
WHI 0402-6N2 □-N	6.2	20	4.80	0.083	760
WHI 0402-6N8 □-N	6.8	20	4.80	0.083	680
WHI 0402-7N3 □-N	7.3	20	4.80	0.260	680
WHI 0402-7N5 □-N	7.5	22	4.80	0.100	680
WHI 0402-8N2 □-N	8.2	22	4.40	0.100	680
WHI 0402-8N7 □-N	8.7	18	4.10	0.200	480
WHI 0402-9N1 □-N	9.1	22	4.16	0.100	680
WHI 0402-9N5 □-N	9.5	18	4.00	0.200	480
WHI 0402-10N □-N	10	21	3.90	0.200	480
WHI 0402-11N □-N	11	24	3.68	0.120	640
WHI 0402-12N □-N	12	24	3.60	0.120	640
WHI 0402-13N □-N	13	24	3.45	0.210	440
WHI 0402-15N □-N	15	24	3.28	0.170	560
WHI 0402-16N □-N	16	24	3.10	0.220	560
WHI 0402-18N □-N	18	25	3.10	0.230	420
WHI 0402-19N □-N	19	24	3.04	0.200	480
WHI 0402-20N □-N	20	25	3.00	0.250	420
WHI 0402-22N □-N	22	25	2.80	0.300	400
WHI 0402-23N □-N	23	22	2.72	0.300	400
WHI 0402-24N □-N	24	25	2.70	0.300	400

CORE MASTER ENTERPRISE CO., LTD.



<http://www.coremaster.com.tw>

WIRE WOUND CERAMIC CHIP INDUCTORS / WHI TYPE

Part No.	Inductance (nH)	Q Min	SRF (GHz) Min	DC Resistance (Ω) Max	Rated Current (mA) Max
WHI 0402-27N □-N	27	24	2.48	0.300	400
WHI 0402-30N □-N	30	25	2.35	0.300	400
WHI 0402-33N □-N	33	24	2.35	0.440	400
WHI 0402-36N □-N	36	24	2.32	0.440	320
WHI 0402-39N □-N	39	25	2.10	0.550	200
WHI 0402-40N □-N	40	24	2.24	0.440	320
WHI 0402-43N □-N	43	25	2.03	0.810	100
WHI 0402-47N □-N	47	20	2.10	0.830	150
WHI 0402-51N □-N	51	25	1.75	0.820	100
WHI 0402-56N □-N	56	22	1.76	0.970	100
WHI 0402-68N □-N	68	22	1.62	1.120	100
WHI 0402-82N □-N	82	20	1.26	1.550	50
WHI 0402-R10 □-N	100	20	1.16	2.000	30
WHI 0402-R12 □-N	120	20	1.90	2.200	50

CORE MASTER ENTERPRISE CO., LTD.

<http://www.coremaster.com.tw>

